


## TARGET To make nets for 3-D shapes.

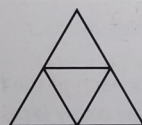
A net is a 2-D representation of a 3-D shape. It shows the faces of the 3-D shape arranged so that they can be folded to build the shape.

The simplest nets to build are those of 3-D shapes with regular faces.



A net for a cube is easily constructed using square paper.

Similarly, triangular paper can be used to make a net for a tetrahedron.



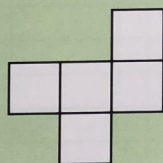
When constructing nets for 3-D shapes which do not have regular faces you need to be very careful that your shape will fit together precisely.

A good way to understand how to draw nets is to unfold actual boxes, such as cereal boxes or Toblerone packets, and study which lengths of the net match each other.

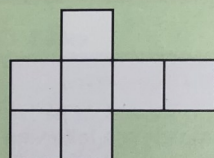
### A

All lengths are in cm.

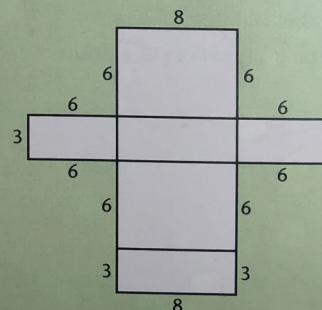
- 1 Copy this net onto squared paper. Cut it out and fold it to make an open cube.



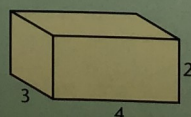
- 2 Copy this net. Cut it out. Cut off one square and fold it to make a net for a closed cube.



- 3 Copy this net onto square paper. Cut it out and make the cuboid.




- 4 Make a net for a closed cube with edges 2 cm long.
- 5 Make a net for this cuboid.



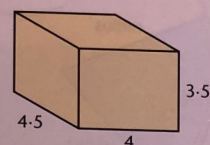
### B

All lengths are in cm.

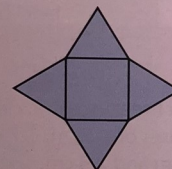
- 1 Make a net for this open cuboid.



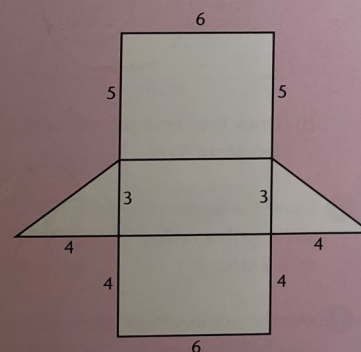
- 2 Make a net for this closed cuboid.



- 3 Copy this net onto squared paper. Cut it out and make the pyramid.



- 4 Copy this net onto squared paper. Cut it out and make the triangular based prism.

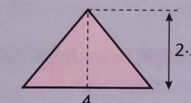


- 5 There are 11 different nets for a closed cube. Can you find them all?

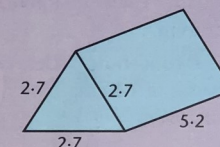
### C

All lengths are in cm.

- 1 Make a net for a square based pyramid with a base area of  $16 \text{ cm}^2$  and a height of 2.5 cm for each triangular face.



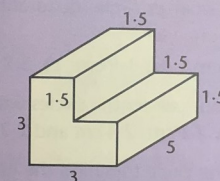
- 2 Make a net for this triangular based prism. Cut it out and build the shape.




- 3 A prism is 4.9 cm long. Its end face is a regular hexagon with 1.6 cm sides. Make a net for the prism. Cut it out and build the shape.

- 4 Make a net for a tetrahedron with edges of 3.4 cm.

- 5 Make a net for this hexagonal based prism. Cut it out and make the prism.



- 6 Copy this hexagon. Cut it out. Cut off two triangles to make a net for a tetrahedron.



- 7 Work systematically to find all the possible nets for a tetrahedron.