

Starter:

Put the number cards in order.

Thursday 23rd September 2021

Reception LO: To explore numicon.

Must: Recognise the size of numicon.

Should: Count the holes on the numicon.

Could: Identify the number numicon represents.

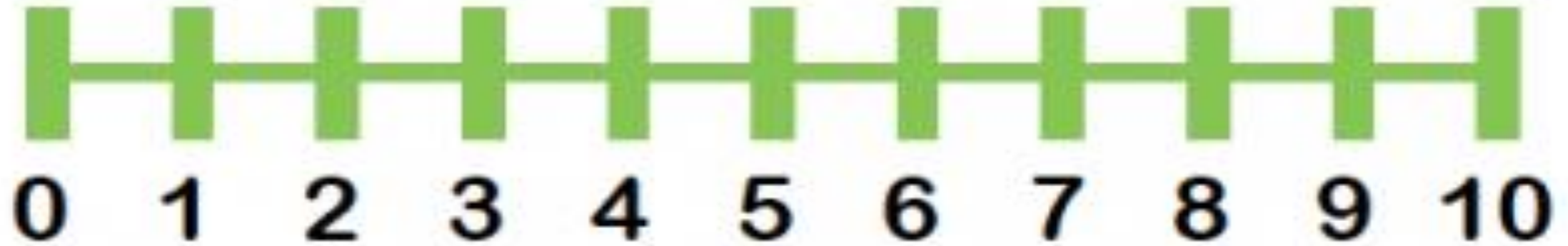
Year 1 LO: To count one less.

Must: Can represent one less by objects

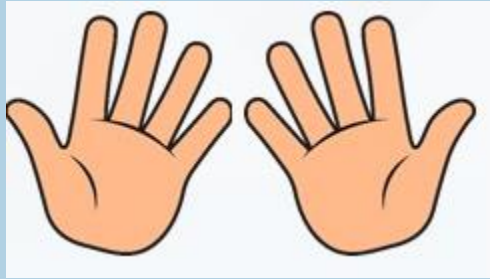
Should: Represent one less through pictorials.

Could: Solve a problem using their maths knowledge.

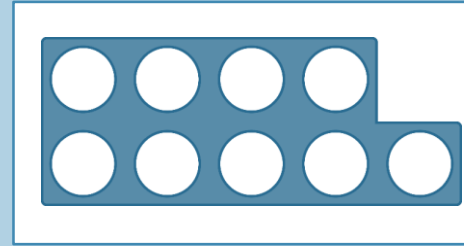
Lets find one less!



Complete each box using a picture, a numeral and a word.



→
one less



(picture)

7

→
one less

6

(numeral)

five

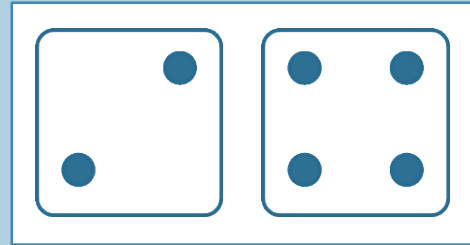
→
one less

four


(word)

Complete each box using a picture, a numeral and a word.

(picture)



→
one less



(numeral)

5

→
one less

4

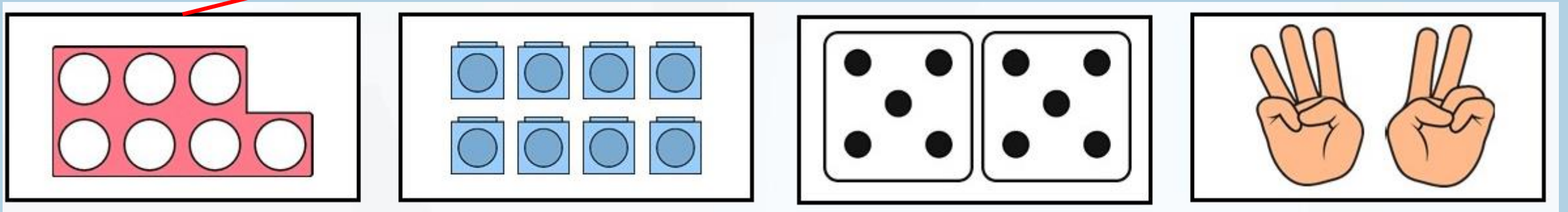

(word)

nine




→
one less

eight

One of the picture cards shows one less than the digit card.
Draw a line from the digit card to the correct picture.



One of the numbers is one less than the picture.
Draw a line from the picture to the number.



Use the digit cards to make the following sentences true.
All digit cards must be used once.

6

3

5

8


One more than 6 is the same as one less than 8.

One more than 3 is the same as one less than 5.

Your Task:

Pick a number card to stick in your book, using your numberline find one less and draw around the correct numicon.

5 =



NEXT
STEP



1 less than 9
is:

Find 1 less objects than your
given number.

