


Starter:

Using the cubes can you make

Reception: 4

Year 1: 10  
7



# Tuesday 21<sup>st</sup> September 2021

Reception LO: To recognise the numeral 4 and 5.

**Must:** Recognise 1,2 and 3.

**Should:** Identify the numerals for 4 and 5.

**Could:** Can count objects aloud in 1s.

Year 1 LO: Count backwards from 10.

**Must:** Count forwards to 10.





**Should:** Count backwards from 10.

**Could:** Count backwards from 20.





Lets count to 10!

Now let's count backwards!

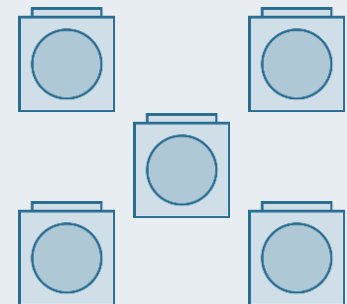
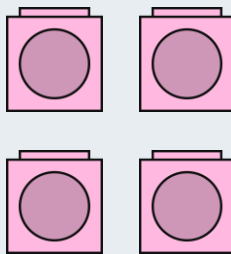
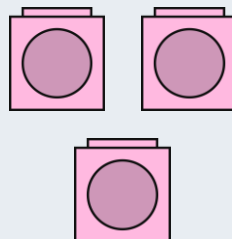
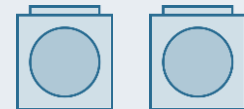
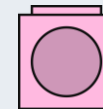
Complete the number track.

			
9	8	7	6

Complete the number track.

				
	three	two		zero

Complete the table below by filling in each column.

Numeral	5	4	3	2	1
Word	five	four	three	two	one
Picture					

Arrange these digit cards in order counting backwards.

6

7

9

5

8

9

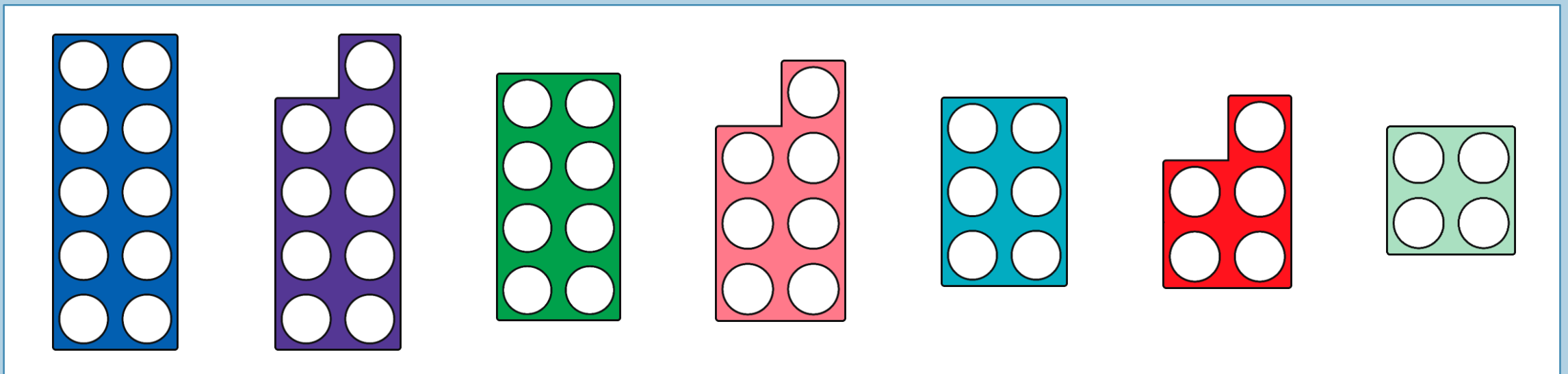
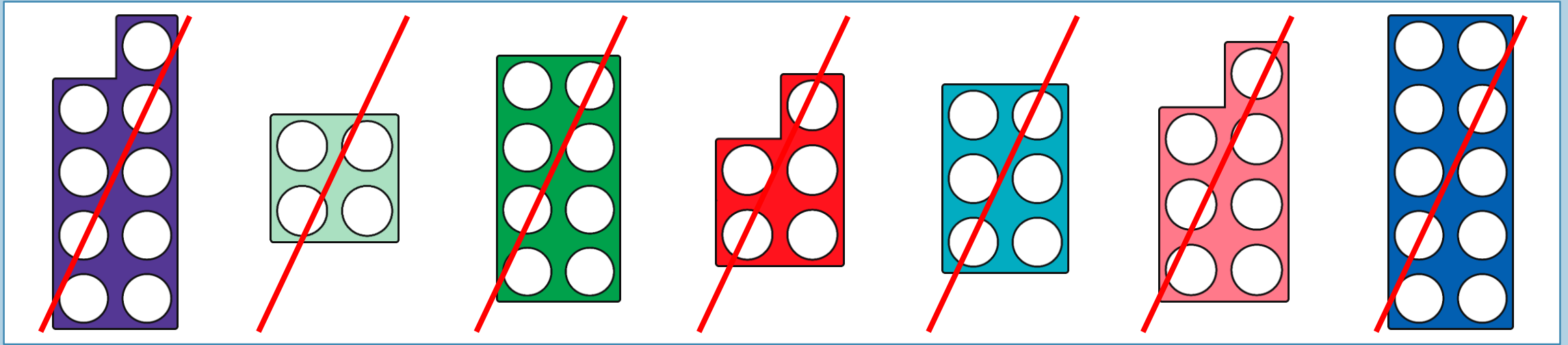
8

7

6

5

Arrange the frames to show counting back in ones.

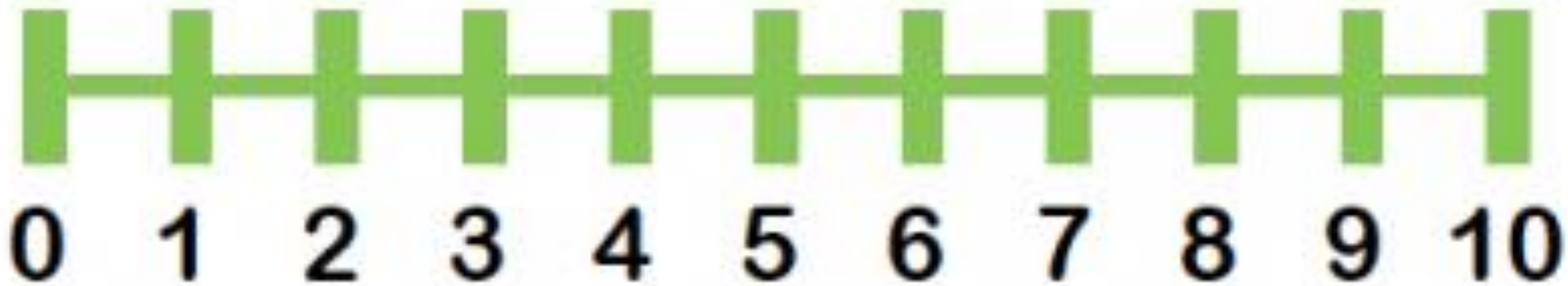




## Your Task:

Cut and stick representations of the numbers before and after the middle number.

Remember you can use a numberline!



**NEXT  
STEP**



*Sort the  
number cards  
going  
backwards  
from 10.*

Put the numbers in the  
correct order.

