








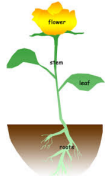


Year 1 Home Learning for Week Commencing 1st June 2020

<p>Topic</p> <p>Think about something you would like to find out about Africa.</p>  <p>Write a list of things you would like to know and begin to research the answers using books or the internet.</p>	<p>RE</p> <p>Watch this video about the Jewish story of Moses with a grown up. Talk about what you have learnt.</p>  <p>https://www.bbc.co.uk/teach/class-clips-video/religious-studies-ks1-the-jewish-story-of-moses/zmfp382</p>	<p>Computing</p> <p>During safer internet day we learnt about how to stay safe online.</p>  <p>Can you create a simple poster to share what you know with your family?</p>
<p>PSHE</p> <p>Make a card for a grown up you live with. Draw a picture of them on the front and inside write a message thanking them for looking after you and the reasons why you love them!</p> 	<p>Music</p> <p>Can you make up your own song? Think about what your song will be about, how many verses will you include? What will the chorus be?</p> 	<p>PE</p> <p>Joe Wicks – Virtual PE teacher delivering 30 minute PE lessons Monday – Friday 9:00am OR Cosmic Kids Yoga on YouTube</p> 
<p>Art</p> <p>Can you carve some shapes on a potato and create some repeating patterns? A grown up will need to help you with the carving.</p>  <p>What colours and shapes will you use?</p> 	<p>DT</p> <p>Use an empty milk bottle to create an African elephant!</p> <p>https://theimaginationtree.com/milk-jug-elmer-elephant-craft/</p> <p>Follow the instructions in the link, but instead of using coloured tissue paper, cover your elephant in paper mache before painting grey!</p> 	<p>Science</p> <p>Watch this video about what plants need to grow healthily and complete the quiz at the bottom of the internet page.</p>  <p>https://www.bbc.co.uk/bitesize/topics/zpxnyrd/articles/zxxsyrd</p>
<p>Bonus activity:</p> <p>Watch News Bites on espresso and talk about what you have watched with a grown up.</p>	<p>Phonics</p> <ol style="list-style-type: none"> 1. Play the flashcard speed trial game on phonics play re-capping phase 5 sounds. 2. Watch the videos and complete the activities for the o_e and oe sounds on espresso <p>You could play buried treasure on phonics play using the o_e and oe sounds (phase 5)</p>	



Year 1 Home Learning for Week Commencing 1st June 2020