









## Forest School Learning for Week Commencing 18<sup>th</sup> May 2020 – 29<sup>th</sup> May 2020

<p><b>Colour Matching</b></p> <p>Find a leaf, stick, feather or stone. Using your paints, colouring pencils, chalks and any other art materials you have at home, try and colour blend to match an item of your choice.</p> 	<p><b>Crown Making</b></p> <p>You can make this as simple or as elaborate as you wish. Use your weaving skills from last week to weave twigs and plants. Make a head band with paper and stick leaves and/or flowers to it.</p> 	<p><b>Ant's Eye View</b></p> <p>With permission or help from your adult, use a camera on a phone or tablet to pretend you are an ant and take a photo from that view.</p> 
<p><b>Midnight Tracks</b></p> <p>Click on this link to show you how to make a footprint tunnel and to show you all the items you will need. It is extremely exciting to see the prints the following day. It may take a few tries so keep going. <a href="https://wildsouthuk.wordpress.com/2015/03/21/how-to-use-a-mammal-footprint-tunnel/">https://wildsouthuk.wordpress.com/2015/03/21/how-to-use-a-mammal-footprint-tunnel/</a></p> 	<p><b>Stain Glass</b></p> <p>Use petals, leaves and grass to create a piece of art that could hang in a window. You can place the work between two pieces of cling film or use Sellotape. If you do not want to use petals how about using tissue paper to create your stain glass window?</p> 	<p><b>Handmade Paper</b></p> <p>Click on the link below to see clear and easy instructions of how to make your own recycled handmade paper at home. If you do not have a screen don't worry, I have made it using an old tea towel as my screen before, just make sure it is flat. <a href="https://teachersherilyn.com/2016/06/16/how-to-make-a-recycled-paper-without-using-a-blender/">https://teachersherilyn.com/2016/06/16/how-to-make-a-recycled-paper-without-using-a-blender/</a></p> 
<p><b>Junk Modelling</b></p> <p>Go and empty your recycling bin in the garden (with permission of course) and see what wild creation you can make. Can you make a sculpture for your garden?</p> 	<p><b>Reading Under A Tree</b></p> <p>Why not enjoy the quietness of your garden and get yourself lost in the pages of a good book? Let it transport you to new world, or read a book that will teach you something you are interested in. Take some pillows a blanket, water bottle and a snack and enjoy yourself.</p> 	<p><b>Leaf Identification</b></p> <p>The link below will take you to a very good set of resources. Scroll down until you come to the leaf identification sheet and use this to help you identify a number of local British trees you may find in your garden, park or on your walk. <a href="https://www.discoverthewild.co.uk/resources">https://www.discoverthewild.co.uk/resources</a></p> 