







Reception Optional Extra Home Learning for 20th April- 1st May 2020

Personal, Social and Emotional Development Divide a piece of paper into 4 sections. Draw a face in each section to show the following emotions: happy, sad, excited and worried. 	Communication and Language Reread your favourite story. Discuss what might happen next. What happens to the characters? If they live happily ever after, what does that look like? Can your child to verbally tell a story about what happens next? You could record this for Tapestry. 	Physical Development Joe Wicks - Virtual PE teacher delivering 30 minute PE lessons Monday - Friday 9:00am Chat - Can you create/design your own healthy meal? This could be a real meal, drawn and labelled or just a discussion. Share on Tapestry if you can. 
Literacy - Reading Can you act out your favourite story? What might the characters say? Can you use objects from your home as props? Word walls - Practise reading your word wall words. 	Maths - Number Complete the practical addition activity using lego, marbles or pasta. Then ask your child: how can you record that addition as a number sentence? Encourage them to use addition and equals symbols. Ensure correct number formation by having numbers for your child to refer to.	Understanding the World What do we use to take photos? Ask your child to take a photo of your family doing one of their family traditions or something you do together as a family. Eg eating dinner together, sharing a bedtime story together, karaoke night in the lounge!
Literacy-Writing Practise your handwriting and letter formation in your handwriting workbook. Ensure your child is using the correct tripod pencil grip. Challenge: Can you use a word from your word wall to write a sentence in your best writing. Top tips: ensure letters start at the top or the middle (eg e, d), use finger spaces, ensure correct pencil grip and aim to sit letters on the line. 	Maths - Shape, Space and Measure Can you find an object shorter than your index finger? Can you find an object longer than your foot? Can you find an object shorter than your hand? Can you find an object longer than your arm? 	Expressive Arts and Design Use your instrument to perform to your family. Can you make different sounds or patterns of sounds with your instrument? You could video your performance! Useful links: https://www.activityvillage.co.uk/musical-instruments
Phonics <ul style="list-style-type: none"> Splat: choose 6 pink cards from your phonics pack that your child is less confident with. Spread them out on the ground. An adult says one of the sounds and the child has to hit the correct sound. Segment to spell: Lay out your phonics cards. Adult to say some words containing the sounds practised in splat game. Child chooses the correct sounds and puts them in order to spell the word. Eg ship, shop, light, church, brown, sheep, peep, etc. Stick to phase 2/3 sounds (pink and orange flashcards). Play Buried Treasure on the 'phonicsplay.co.uk' website using phase 3 sounds. It is currently free to use at home with username: march20 and password: home Check out the 'Mr Thorne Does phonics digraphs and trigraphs' playlist on Youtube. https://www.youtube.com/playlist?list=PLqH11DN6jmbC-OTx1N8iPe6duCTeTDsZr 		

