







# Reception Compulsory Home Learning for 29<sup>th</sup> June -10<sup>th</sup> July 2020

<p><b>Personal, Social and Emotional Development</b></p> <p>Can you help a grown up do a job around the house? It might be the dusting, hoovering, cooking the dinner, tidying up or setting the table.</p> 	<p><b>Communication and Language</b></p> <p>This activity is designed to encourage your child to ask questions. An adult chooses an object in the room and your child has to ask you questions about the object to help them guess what it is. Eg They might ask is it big? Is it heavy? Is it red? Etc.</p> 	<p><b>Physical Development</b></p> <p><b>Joe Wicks</b> – Virtual PE teacher delivering 30 minute PE lessons Monday – Friday 9:00am</p> <p><b>Fine motor</b>– Have a go at some Dough Disco. You'll need some playdough, clay, a stress ball or something similar. Guaranteed to make you smile!</p> <p><a href="https://www.youtube.com/watch?v=ilfzeG1aC4">https://www.youtube.com/watch?v=ilfzeG1aC4</a></p> 
<p><b>Literacy- Reading</b></p> <p>On Espresso watch <i>The Robot and the Bluebird</i>.  <a href="https://central.espresso.co.uk/espresso/primary_uk/subject/module/video/item1102970/grade7/module1102907/index.html">https://central.espresso.co.uk/espresso/primary_uk/subject/module/video/item1102970/grade7/module1102907/index.html</a></p> 	<p><b>Maths- Number</b></p> <p>Talk about sharing equally. What do these two words mean? Can you find some objects around your home to share equally? How can you make sure everyone has the same amount? Are there some numbers that cannot be shared equally within your group? What should you do if it cannot be shared equally to make it fair?</p>	<p><b>Understanding the World</b></p> <p>Can you find a torch in your home? (use the one on a smart phone if you don't have one). Can you make shadows on the wall with your hands? Can you make paper puppets to make shadows on the wall? How do you think shadows are made?</p>
<p><b>Literacy-Writing</b></p> <p>Take a look at the photo and story starter called 'Magic Biscuits.' Talk about what you think has happened and what might happen next!  <a href="https://www.pobble365.com/magic-biscuits">https://www.pobble365.com/magic-biscuits</a></p> <p>Can you write down some words of things you can see in the picture? eg dog, man, tree, bucket.</p> 	<p><b>Maths- Shape, Space and Measure</b></p> <p>Have a discussion about measuring time. How do we measure lengths of time? What devices can we use? Phone, stop watch, sand timer, alarm clock etc. Have a look around your home for things that use a timer or can show you the time- eg oven, microwave, clock, watch, phone, television guide, fitbit, etc.</p>	<p><b>Expressive Arts and Design</b></p> <p>Sit and listen carefully to a piece of music. What instruments can you hear? How many instruments do you know? Discuss and find out more about musical instrument on Espresso.</p> 
<p><b>Phonics</b></p> <ul style="list-style-type: none"> <li>Check out the daily phonics lessons on the Letters and Sounds Youtube page: <a href="https://www.youtube.com/channel/UCP_FbjYUP_UtldV2K_-niWw">https://www.youtube.com/channel/UCP_FbjYUP_UtldV2K_-niWw</a></li> <li><b>Splat</b>: choose 6 cards from your phonics pack. Spread them out on the ground. An adult says one of the sounds and the child has to hit the correct sound.</li> <li>Check out the Letters and Sounds phonics lessons on their youtube channel: <a href="https://www.youtube.com/channel/UCP_FbjYUP_UtldV2K_-niWw/">https://www.youtube.com/channel/UCP_FbjYUP_UtldV2K_-niWw/</a></li> <li>Play <b>Buried Treasure</b> on the 'phonicsplay.co.uk' website using phase 3 sounds. It is currently free to use at home with username: <b>march20</b> and password: <b>home</b></li> <li>Check out the 'Mr Thorne Does phonics digraphs and trigraphs' playlist on Youtube. <a href="https://www.youtube.com/playlist?list=PLqh11DN6jmbC-OTx1N8jpEo6uCTeTDszR">https://www.youtube.com/playlist?list=PLqh11DN6jmbC-OTx1N8jpEo6uCTeTDszR</a></li> </ul>		