








Reception Compulsory Home Learning for 15th June-26th June 2020

<p>Personal, Social and Emotional Development</p>  <p>Talk about people who help us. There are lots of people with jobs that help the community such as the police, NHS workers and the fire service. What do they do to help us? What other people helps us? Eg postal workers, supermarket workers, farmers, teachers etc.</p>	<p>Communication and Language</p> <p>Can you make a paper telephone using plastic cups and string? If you don't have these see what you can use from your recycling?</p> 	<p>Physical Development</p>  <p>Joe Wicks – Virtual PE teacher delivering 30 minute PE lessons Monday – Friday 9:00am Fine motor- Draw some straight, zigzag and wavy lines on a piece of paper from one side to the other side and then cut along them using scissors. Can you stay on the lines? Remember to keep your thumb on top and move the paper rather than the scissors.</p>
<p>Literacy- Reading</p>  <p>Choose a book each day from The Oxford Owl ebook library that you've not read before and read it to a grown up. https://www.oxfordowl.co.uk/for-home/find-a-book/library-page/?view=image&query=&type=book&age_group=Age+4-5&level=&level_select=&book_type=&series=#</p>	<p>Maths- Number</p> <p>Bingo! Draw a simple 3 x 3 bingo grid. Ask your child to put one number in each box below 20. Then use a random number generator on your phone or ipad or simply write the numbers on post-it notes and screw them up and put them into a bowl or jar. Pick out one number at a time and see if your child recognises it on their board. When they have crossed all their numbers out they can shout bingo! Once confident with numbers to 20 you could explore numbers to 30 or even to 100!</p>	<p>Understanding the World</p> <p>Check out all the different animals in the Espresso Zoo. Look at how they move. Do you know their names? If you were an animal what would you like to be and why? https://central.espresso.co.uk/espresso/modules/ey_espresso_zoo/video_index/index.html</p>
<p>Literacy-Writing</p> <p>Use some chalks or squirt water from a washing up liquid bottle to practise writing words from your word wall on the pavement outside. You could even practise writing some of your phonics sounds too!</p> 	<p>Maths- Shape, Space and Measure</p> <p>White Rose Maths- have a go at some of these activities based on the hungry caterpillar: https://wrm-13b48.kxcdn.com/wp-content/uploads/2020/04/Day-1-Hungry-Caterpillar.pdf</p> 	<p>Expressive Arts and Design</p> <p>Play dress-up with costumes or a selection of clothes from different people in your family. Find funky hats, shoes, gloves, belts to accessorise your outfit!</p> 
<p>Phonics</p> <ul style="list-style-type: none"> Check out the daily phonics lessons on the Letters and Sounds Youtube page: https://www.youtube.com/channel/UCP_FbjYUP_UtldV2K_-niWw Splat: choose 6 cards from your phonics pack. Spread them out on the ground. An adult says one of the sounds and the child has to hit the correct sound. Check out the Letters and Sounds phonics lessons on their youtube channel: https://www.youtube.com/channel/UCP_FbjYUP_UtldV2K_-niWw/ Play Buried Treasure on the 'phonicsplay.co.uk' website using phase 3 sounds. It is currently free to use at home with username: march20 and password: home Check out the 'Mr Thorne Does phonics digraphs and trigraphs' playlist on Youtube. https://www.youtube.com/playlist?list=PLqh11DN6jmbC-OTx1N8jpEo6uCTeTDszR 		