






# Year 4 English Week Commencing 15<sup>th</sup> November 2021



Monday 15 <sup>th</sup> November.	Tuesday 16 <sup>th</sup> November.	Wednesday 17 <sup>th</sup> November.	Thursday 18 <sup>th</sup> November.	Friday 19 <sup>th</sup> November.																																																																												
SPAG Mats + Spellings	LO: To understand active and passive voice.	LO: To understand how to use semicolons.	LO: To read and evaluate news reports.	Pobble Activity																																																																												
<p>Select and complete a SPAG Mat that is the right challenge for you.</p> <p>Use the answer sheets provided to check and self-mark your work.</p> <p>Complete LSCWC for your spelling task, words that end in 'sure' or 'ture'.</p> <div><div><div></div><div>Look</div></div><div><div></div><div>Cover</div></div><div><div></div><div>Write</div></div><div><div></div><div>Check</div></div></div> <p>WB 15<sup>th</sup> November: Year 4 This week's spellings focus is on words that have 'sure' or 'ture' ending</p> <table><tr><th></th><th>1st Attempt</th><th>2nd Attempt</th><th>3rd Attempt</th></tr><tr><td>measure</td><td></td><td></td><td></td></tr><tr><td>treasure</td><td></td><td></td><td></td></tr><tr><td>pleasure</td><td></td><td></td><td></td></tr><tr><td>leisure</td><td></td><td></td><td></td></tr><tr><td>exposure</td><td></td><td></td><td></td></tr><tr><td>enclosure</td><td></td><td></td><td></td></tr><tr><td>nature</td><td></td><td></td><td></td></tr><tr><td>future</td><td></td><td></td><td></td></tr><tr><td>picture</td><td></td><td></td><td></td></tr><tr><td>puncture</td><td></td><td></td><td></td></tr><tr><td>texture</td><td></td><td></td><td></td></tr><tr><td>mixture</td><td></td><td></td><td></td></tr><tr><td>sculpture</td><td></td><td></td><td></td></tr><tr><td>fracture</td><td></td><td></td><td></td></tr><tr><td>adventure</td><td></td><td></td><td></td></tr><tr><td>picturesque</td><td></td><td></td><td></td></tr><tr><td>futuristic</td><td></td><td></td><td></td></tr><tr><td>agricultural</td><td></td><td></td><td></td></tr></table>		1st Attempt	2nd Attempt	3rd Attempt	measure				treasure				pleasure				leisure				exposure				enclosure				nature				future				picture				puncture				texture				mixture				sculpture				fracture				adventure				picturesque				futuristic				agricultural				<p>Spag focus- active and passive voice.</p> <p>This lesson will focus on active and passive voice in writing. Follow the lesson presentation and answer the questions. Closely examine the example sentences and practise writing sentences using both sentence structures.</p> <p>Passive voice is useful to take attention off of <i>who</i> did something by focusing attention on the object of the sentence.</p> <p><b>Activity 1:</b> Follow the link to a recent story on the Newsround website. Read carefully and identify sentences which have been written using the active and the passive voice.</p> <p><i>Write down two examples of active voice and passive voice.</i></p> <p><b>Activity 2:</b> Choose and complete Activity Sheet 1, 'using passive and active voice'.</p> <p>You may need to change some of the words when you change between active and passive voice, but the meaning of the sentence should be the same.</p> <p><b>Challenge:</b> Find another member of your family to role play being an angry teacher. Use the passive voice to answer their questions to try to avoid trouble.</p>	<p>Spag focus - Semicolons.</p> <p>This lesson we will practise how to use semicolons. Follow the lesson presentation and answer the questions given.</p> <p><b>Activity 1:</b> Use Rule 1 to link related clauses using a semicolon. Copy and complete the given sentences using the correct punctuation.</p> <p><b>Activity 2:</b> Use Rule 2 to punctuate complex lists using semicolons. Copy and complete the example sentences using correct punctuation.</p> <p><b>Activity 3:</b> Complete the activity sheet, 'Semicolons'.</p> <p><b>Challenge:</b> Taking inspiration from the last pages of 'Tuesday' in which the pigs begin to fly, write two sentences about what is happening that can be joined by a semicolon.</p> <p><b>Plenary:</b> It is important to know when to use a semicolon and when not to. Complete the sentences on the last slide; not all of them require a semicolon.</p>	<p>Spag starter- Semicolon review.</p> <p>In this lesson we will be examining news articles. Find a variety of appropriate articles from sources such as BBC Newsround, in addition to example articles from the school home learning page.</p> <p>Follow the lesson presentation and complete the activities.</p> <p><b>Activity 1:</b> Carefully read two of the given example articles: 'Zoo zebra in Co-op car park caper', and 'Mystery flower beds while you sleep'. Try to identify the features of this text type in the two articles, using the 'features of a news report' resource.</p> <p><b>Activity 2:</b> Read a variety of news articles from those on your school home learning page. Note what is similar and different between the articles.</p> <p><b>Activity 3:</b> Use the 'Comparing the articles' sheet to give your opinion on each article. Answer each question and give examples to support your opinion.</p>	<p><b>The Blacksmith</b></p>  <p><b>Complete Pobble tasks:</b></p> <ul style="list-style-type: none"><li>• Question Time</li><li>• Sentence Challenge</li><li>• Picture It.</li></ul>
	1st Attempt	2nd Attempt	3rd Attempt																																																																													
measure																																																																																
treasure																																																																																
pleasure																																																																																
leisure																																																																																
exposure																																																																																
enclosure																																																																																
nature																																																																																
future																																																																																
picture																																																																																
puncture																																																																																
texture																																																																																
mixture																																																																																
sculpture																																																																																
fracture																																																																																
adventure																																																																																
picturesque																																																																																
futuristic																																																																																
agricultural																																																																																

Please use Tapestry to upload completed work. If you do not use Tapestry, please email to school office.

[office@greatstaughton.cambs.sch.uk](mailto:office@greatstaughton.cambs.sch.uk) or [office@kimboltonprimaryacademy.cambs.sch.uk](mailto:office@kimboltonprimaryacademy.cambs.sch.uk)